

Jharkhand Blood Bank Management System

Jharkhand Blood Bank Management System is one of the users friendly Computerised system through which any one can get the details information regarding the availability of bloods.

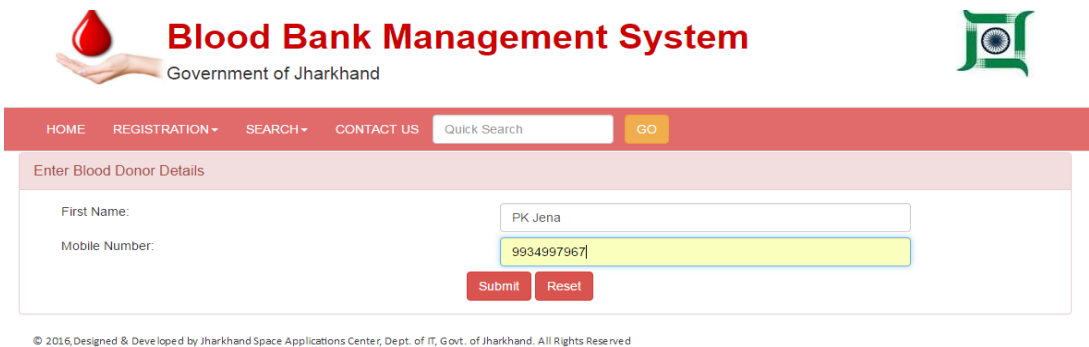


It has mainly two types of Registrations

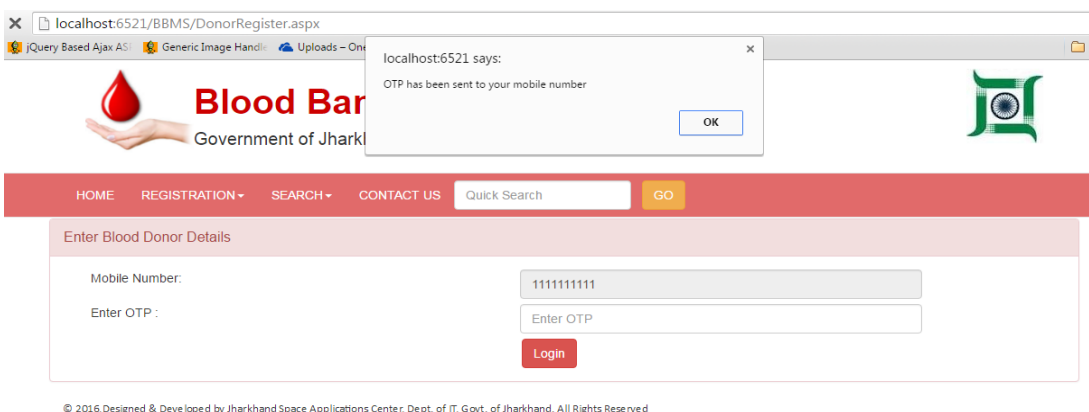
- i) User Registration
- ii) Blood Bank Registration

I) User Registration:

A person who can register above 18 years by click on registration menu and then click on user registration. He/she has to provide personal details information like Name & mobile number.



After that click submits button then it will show an alert message i.e. OTP has been send to your mobile number.



Then Enter the One Time Password (OTP) and click Login Button

After successfully verification you will get below Next Page and you have to fill details then click submit button.

© 2016. Designed & Developed by Jharkhand Space Applications Center, Dept. of IT, Govt. of Jharkhand. All Rights Reserved

After click submit button you will get alert message & below page i.e. Registration done successfully.

localhost:6521 says:
Registration Done Successfully!
OK

After completion of registration you can see your detail at registered details (Name, Phone no, etc) in Home page and Search tab with respective districts and blood groups.

II) Blood Bank Registration

In Blood Registration page it allows to registered all the blood bank, by clicking on registration menu and then choose Blood Bank Registration. User has to provide details information of the blood bank i.e. Blood bank name and Mobile number as a User name and Password.

HOME REGISTRATION SEARCH CONTACT US Quick Search GO

Enter Blood Bank Details

Hospital Name : City Hospital

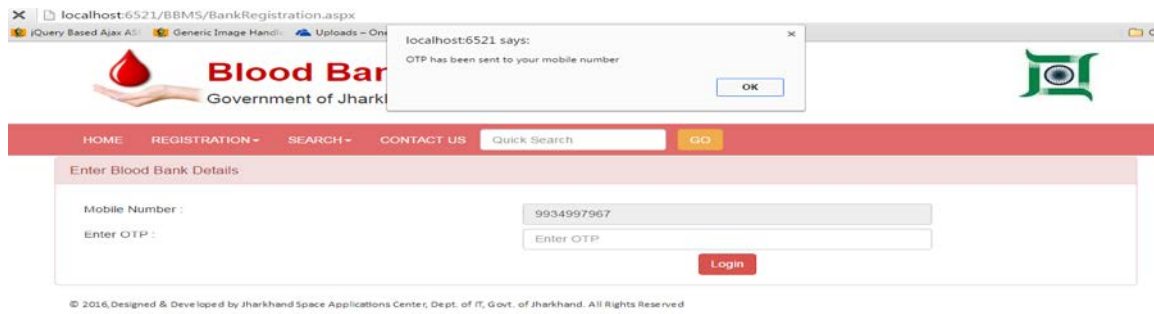
User Name : 9934997967

Password: ...

Confirm Password: ...

Submit Reset

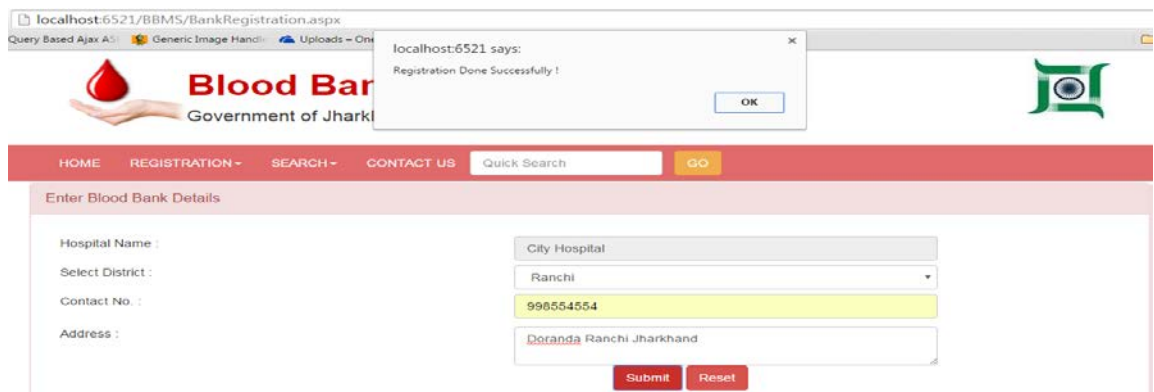
After Entering Blood bank details then click Submit button it will show another bellow page



Enter One Time Password (OTP) then click Login button you will get bellow page and you have to fill that.



After click Submit button you will get bellow page & alert message i.e. Registration Done Successfully.



Once the Registration process completed the bank should able to login from the Home page after successfully login he can update the Stock of the blood by clicking Update button.

